

20 200m Backstroke Women Final

Official


13 Years New Zealand Short **2:13.15**
 13NZR Course Record
 2013-10-01

Bobbi Gichard
 HPKCO


14 Years New Zealand Short **2:07.38**
 14NZR Course Record
 2014-09-05

Bobbi Gichard
 HPKCO

Open New Zealand Short **2:03.00**
 NZR Course Record
 2011-11-08 Japan

Melissa Ingram
 NSSAK

18 Years New Zealand Short **2:06.76**
 18NZR Course Record
 2013-10-01

Caroline Baddock
 NSSAK

Show more












 Qualified

 Summary

1 C Final

Official

heat Started at: 05:54 PM

Lane	Competitor	Age	Club	RT	FINA	Rank	Result
0	 Annabel Gr...	15	 Nels...	+0.74		5	2:22.94
	25m: 16.51		50m: 33.86 (17.35)				
	75m: 51.55 (17.69)		100m: 1:09.73 (18.18)				
	125m: 1:27.83 (18.10)		150m: 1:46.23 (18.40)				
	175m: 2:04.63 (18.40)		200m: 2:22.94 (18.31)				
1	 Kiri Yamag...	14	 Howi...	+0.72		9	2:28.46
	25m: 16.15		50m: 33.91 (17.76)				
	75m: 52.44 (18.53)		100m: 1:11.75 (19.31)				
	125m: 1:30.74 (18.99)		150m: 1:50.20 (19.46)				
	175m: 2:09.80 (19.60)		200m: 2:28.46 (18.66)				
2	 Georgina Bell	17	 Pirat...	+0.56		4	2:22.34
	25m: 16.17		50m: 33.28 (17.11)				
	75m: 51.18 (17.90)		100m: 1:09.39 (18.21)				
	125m: 1:27.86 (18.47)		150m: 1:46.41 (18.55)				
	175m: 2:04.88 (18.47)		200m: 2:22.34 (17.46)				
3	 Armani Toh...	17	Puke...	+0.67		1	2:20.77
	25m: 16.21		50m: 33.19 (16.98)				
	75m: 50.66 (17.47)		100m: 1:08.64 (17.98)				
	125m: 1:26.90 (18.26)		150m: 1:44.99 (18.09)				
	175m: 2:03.35 (18.36)		200m: 2:20.77 (17.42)				
4	 Amelia Duff	15	 Unite...	+0.56		2	2:21.08
	25m: 15.41		50m: 32.66 (17.25)				
	75m: 50.75 (18.09)		100m: 1:09.11 (18.36)				
	125m: 1:27.56 (18.45)		150m: 1:45.92 (18.36)				
	175m: 2:04.04 (18.12)		200m: 2:21.08 (17.04)				
5	 Mia Laban	15	 Howi...	+0.75		6	2:24.57
	25m: 15.67		50m: 32.78 (17.11)				
	75m: 50.88 (18.10)		100m: 1:09.25 (18.37)				

125m: 1:27.91 (18.66) 150m: 1:46.76 (18.85)
175m: 2:05.70 (18.94) 200m: 2:24.57 (18.87)

6 Laura Men... 14 Selw... +0.66 8 2:25.40
25m: 16.14 50m: 33.69 (17.55)
75m: 51.69 (18.00) 100m: 1:10.25 (18.56)
125m: 1:29.03 (18.78) 150m: 1:48.03 (19.00)
175m: 2:07.12 (19.09) 200m: 2:25.40 (18.28)

7 Olivia Whe... 15 Unite... +0.61 7 2:24.99
25m: 15.52 50m: 32.55 (17.03)
75m: 50.29 (17.74) 100m: 1:08.96 (18.67)
125m: 1:28.06 (19.10) 150m: 1:47.45 (19.39)
175m: 2:06.46 (19.01) 200m: 2:24.99 (18.53)

8 Sylvie Gard... 15 Nort... +0.53 9 2:27.11
25m: 16.22 50m: 33.42 (17.20)
75m: 51.34 (17.92) 100m: 1:10.31 (18.97)
125m: 1:29.42 (19.11) 150m: 1:49.13 (19.71)
175m: 2:08.42 (19.29) 200m: 2:27.11 (18.69)

9 Maia Adams 19 Rau... +0.67 3 2:21.28
25m: 15.64 50m: 32.76 (17.12)
75m: 50.66 (17.90) 100m: 1:08.98 (18.32)
125m: 1:27.16 (18.18) 150m: 1:45.34 (18.18)
175m: 2:03.73 (18.39) 200m: 2:21.28 (17.55)

2 B Final

heat Started at: 05:58 PM

Official

Lane	Competitor	Age	Club	RT	FINA	Rank	Result
0	Arissa Liu	13	Phoe...	+0.62		10	2:24.53
	25m: 15.05		50m: 31.65 (16.60)				
	75m: 49.09 (17.44)		100m: 1:07.70 (18.61)				
	125m: 1:27.07 (19.37)		150m: 1:46.91 (19.84)				
	175m: 2:06.31 (19.40)		200m: 2:24.53 (18.22)				

1 Holly Stanf... 16 Gree... +0.67 4 2:17.50
25m: 15.73 50m: 32.56 (16.83)
75m: 49.54 (16.98) 100m: 1:07.15 (17.61)
125m: 1:24.99 (17.84) 150m: 1:42.78 (17.79)
175m: 2:00.76 (17.98) 200m: 2:17.50 (16.74)

2 Zoe Ennor 16 Here... +0.58 5 2:18.82
25m: 16.54 50m: 33.76 (17.22)
75m: 51.30 (17.54) 100m: 1:09.02 (17.72)
125m: 1:26.77 (17.75) 150m: 1:44.51 (17.74)
175m: 2:01.90 (17.39) 200m: 2:18.82 (16.92)

3 Scarlett Ba... 15 Parn... +0.75 8 2:22.34
25m: 15.49 50m: 32.44 (16.95)
75m: 50.49 (18.05) 100m: 1:08.79 (18.30)
125m: 1:27.28 (18.49) 150m: 1:45.63 (18.35)
175m: 2:04.86 (19.23) 200m: 2:22.34 (17.48)

4 Nicole Lockie 20 Nept... +0.58 1 2:15.50
25m: 15.25 50m: 31.46 (16.21)
75m: 48.49 (17.03) 100m: 1:05.51 (17.02)

125m: 1:22.81 (17.30) 150m: 1:40.28 (17.47)
175m: 1:58.06 (17.78) 200m: 2:15.50 (17.44)

5  Mia Stanley... 16  Coas... +0.63 3 2:17.38
25m: 15.55 50m: 32.76 (17.21)
75m: 50.50 (17.74) 100m: 1:08.50 (18.00)
125m: 1:25.37 (16.87) 150m: 1:43.12 (17.75)
175m: 2:00.71 (17.59) 200m: 2:17.38 (16.67)

6  Bridie Quayle 15  Whar... +0.70 6 2:19.95
25m: 15.74 50m: 32.57 (16.83)
75m: 50.01 (17.44) 100m: 1:08.13 (18.12)
125m: 1:26.34 (18.21) 150m: 1:44.51 (18.17)
175m: 2:02.60 (18.09) 200m: 2:19.95 (17.35)

7  Kasha Stokes 19  Mt M... +0.73 2 2:17.04
25m: 15.16 50m: 31.57 (16.41)
75m: 48.60 (17.03) 100m: 1:06.24 (17.64)
125m: 1:23.93 (17.69) 150m: 1:42.21 (18.28)
175m: 1:59.89 (17.68) 200m: 2:17.04 (17.15)






8  Lucy Ellis 17  Aqua... +0.59 9 2:22.40
25m: 15.69 50m: 33.02 (17.33)
75m: 50.92 (17.90) 100m: 1:09.38 (18.46)
125m: 1:27.93 (18.55) 150m: 1:46.39 (18.46)
175m: 2:04.67 (18.28) 200m: 2:22.40 (17.73)

9  Elisia Wong 20  Jasi ... +0.62 7 2:21.46
25m: 15.76 50m: 32.79 (17.03)
75m: 50.33 (17.54) 100m: 1:08.30 (17.97)
125m: 1:26.57 (18.27) 150m: 1:45.24 (18.67)
175m: 2:03.98 (18.74) 200m: 2:21.46 (17.48)



3 A Final

heat Started at: 06:02 PM



Official

Lane	Competitor	Age	Club	RT	FINA	Rank	Result
0	 Anabel Scott	16	Swi...	+0.67		9	2:19.30 25m: 15.40 50m: 31.60 (16.20) 75m: 48.58 (16.98) 100m: 1:06.50 (17.92) 125m: 1:24.32 (17.82) 150m: 1:42.79 (18.47) 175m: 2:01.38 (18.59) 200m: 2:19.30 (17.92)
1	 Amber Geo...	18	 Coas...	+0.69		9	2:19.30 25m: 15.16 50m: 31.66 (16.50) 75m: 48.98 (17.32) 100m: 1:06.90 (17.92) 125m: 1:25.11 (18.21) 150m: 1:43.80 (18.69) 175m: 2:02.06 (18.26) 200m: 2:19.30 (17.24)
2	 Breeze van...	15	 Salt Devil Here...	+0.66		6	2:15.37 25m: 15.02 50m: 31.42 (16.40) 75m: 48.54 (17.12) 100m: 1:06.01 (17.47) 125m: 1:23.40 (17.39) 150m: 1:40.98 (17.58) 175m: 1:58.42 (17.44) 200m: 2:15.37 (16.95)
3	 Liv Peebles	17	 TBS...	+0.60		4	2:10.30 25m: 14.52 50m: 30.22 (15.70) 75m: 46.80 (16.58) 100m: 1:03.59 (16.79)

125m: 1:20.34 (16.75) 150m: 1:37.28 (16.94)
175m: 1:54.08 (16.80) 200m: 2:10.30 (16.22)

4  Emma God... 26  Here... +0.58 1 2:07.58

25m: 14.28 50m: 29.69 (15.41)
75m: 45.87 (16.18) 100m: 1:02.03 (16.16)
125m: 1:18.54 (16.51) 150m: 1:34.70 (16.16)
175m: 1:51.31 (16.61) 200m: 2:07.58 (16.27)

5  Molly Shivr... 20  Mt M... +0.61 3 2:09.45

25m: 14.80 50m: 30.82 (16.02)
75m: 47.47 (16.65) 100m: 1:03.89 (16.42)
125m: 1:20.64 (16.75) 150m: 1:36.99 (16.35)
175m: 1:53.40 (16.41) 200m: 2:09.45 (16.05)

6  Gina McCa... 21  Hamil... +0.63 2 2:09.17

25m: 14.93 50m: 30.68 (15.75)
75m: 46.99 (16.31) 100m: 1:03.26 (16.27)
125m: 1:19.70 (16.44) 150m: 1:36.40 (16.70)
175m: 1:53.05 (16.65) 200m: 2:09.17 (16.12)

7  Zyleika Pra... 19  Coas... +0.62 4 2:13.14

25m: 14.77 50m: 31.07 (16.30)
75m: 47.50 (16.43) 100m: 1:04.60 (17.10)
125m: 1:21.42 (16.82) 150m: 1:38.92 (17.50)
175m: 1:56.10 (17.18) 200m: 2:13.14 (17.04)

8  Pippa Mihaka 16  Hamil... +0.65 7 2:17.44

25m: 15.09 50m: 31.64 (16.55)
75m: 48.62 (16.98) 100m: 1:06.00 (17.38)
125m: 1:23.44 (17.44) 150m: 1:41.49 (18.05)
175m: 1:59.64 (18.15) 200m: 2:17.44 (17.80)

9  Talitha McE... 17  Mt M... +0.64 8 2:19.01

25m: 15.51 50m: 31.93 (16.42)
75m: 48.98 (17.05) 100m: 1:06.78 (17.80)
125m: 1:24.61 (17.83) 150m: 1:42.84 (18.23)
175m: 2:01.31 (18.47) 200m: 2:19.01 (17.70)